

Unpacking and Use Instructions

1. Micropipettes should be used by qualified personnel.
2. Micropipettes are for single use only.
3. Remove a micropipette from its packaging just before use.
4. Check the package for damages before use. Sterility is no longer guaranteed if the pouch is damaged or opened.
5. The pouch can be opened by tearing off one end or by cutting using a pair of scissors.
6. To open the case, hold the case as shown in Figure 1. Make sure that the “Sunlight” mark is up facing your right hand.
7. Using your left index finger and thumb **press the case on both sides marked “IIII”** then using your right index finger and thumb **pull the top cover** as shown in Figure 2.
8. **Hold firmly the pipette in the middle and gently pull it out from the base** as shown in Figure 3.
9. The used pipettes are considered biohazard materials and should be disposed properly.
10. If you have any questions or concerns about our products, please contact us by email at slm@sunlightmedical.net or by phone at 1-904-886-2900.
11. The numbers on the pouch may be used when reporting problems with the associated pipette for quality improvement.




Figure 1

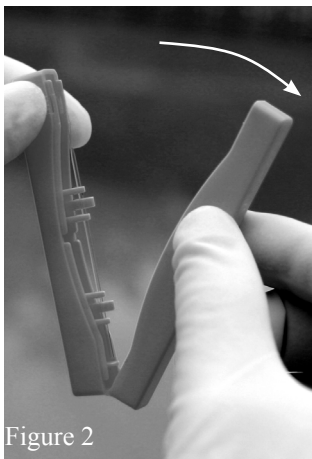


Figure 2

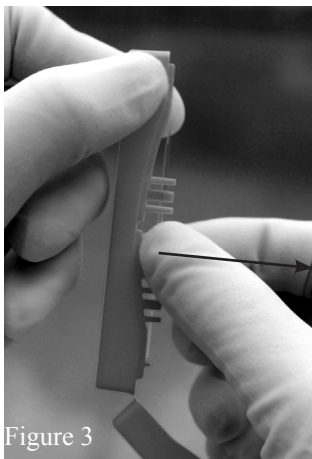


Figure 3

